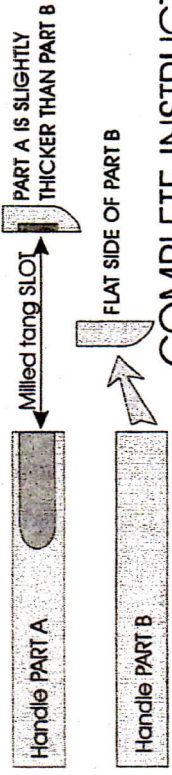


# KNIFE HANDLE KIT FOR LARGE WARREN™ (1/2") BLADES


Kit Contents: \*\*\* Blade not included\*\*\*



You will also need:

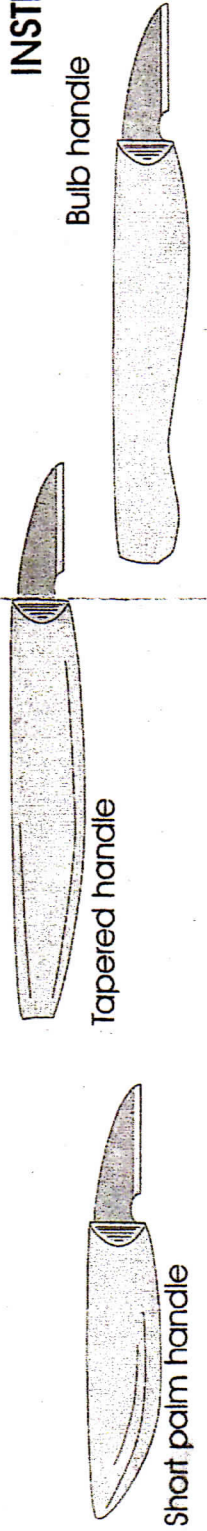

1. Two part, long setting epoxy
2. Masking tape
3. Clamps
4. Carving knives
5. Sand paper
6. Wood Finish

## COMPLETE INSTRUCTIONS



L.S. 'Mac' McLaughlin  
357 Spring St. Ventura Ca 93001  
(805) 643-7207  
e-mail to [www.MacShop@msn.com](mailto:www.MacShop@msn.com)

## Carved Handle, Classic Pattern



## INSTRUCTIONS ON BACK

Page 1 of 2
File: knife1

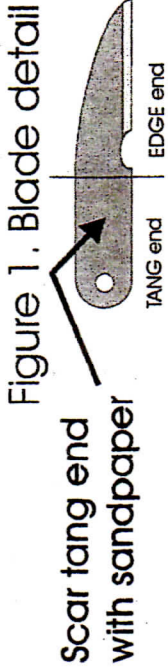


Figure 1. Blade detail




Figure 2. Half assembled knife



Figure 4. End view

Note: Position round edge of handle down in the same direction as the blade edge.

Figure 5 - BLADE RELIEF AREA



Drop handle

Figure 6



Bulb handle

Short palm handle

Tapered handle

