



TIMBER TIMES

On the Web at: <http://www.woodcny.org>

Also on Facebook

Volume 1, Issue 5
September 2018

SEPTEMBER MEETINGS & EVENTS

Wed, Sept 5 – 6:30pm

Woodworking Committee
Mtg – Surface Design –
Terry Dote

Community Room at
Belgium Cold Springs
Station One, 7920 River Rd,
Baldwinsville

Directions on page 14

Sat & Sun, Sept 8–9

Woodcarvers Demonstrate
at the Golden Harvest
Festival

Beaver Lake Nature Center

Directions on page 15

Tues, Sept 11 – 6:30pm

Woodturning Committee
Mtg – Beyond the Wooden
Pen – Greg Potter

Camillus Middle School,
5525 Ike Dixon Rd, Camillus

Directions on page 14

Sat & Sun, Sept 15–16

Dennis Fuge – National
Turner (Demo & Workshop)

Information on page 4

Camillus Middle School,
5525 Ike Dixon Rd, Camillus

Wed, Sept 19 – 6:30pm

Scrolling Committee Mtg–
Double Bevel Marquetry
with John O'Brien

Community Room at
Belgium Cold Springs
Station One, 7920 River Rd,
Baldwinsville

Directions on page 14

Thur, Sept 20 – 6:30pm

Wood Carving Committee
Mtg–Fair House Nite Light
with Fay Kimball

Beaver Lake Nature Center,
8477 East Mud Lake Rd,
Baldwinsville

Directions on page 15

NEW YORK STATE FAIR DEMONSTRATIONS

Members of the Woodworkers of Central New York, Inc. are demonstrating human-powered woodworking inside and outside the

Daniel Parrish Witter Agricultural Museum at the New York State Fair from August 22 through September 3. Here are some photos. **Come See Us!!!**



SEPTEMBER COMMITTEE MEETINGS

Each of the Committees of the Corporation meet on different days and at different locations. Details of those meetings are provided here on pages 2 and 3.

All members of the Corporation may attend any of the meetings.

WOODWORKING COMMITTEE

SEPTEMBER 5TH — 6:30PM

The September Woodworking Committee meeting is **Wednesday, September 5th**. Terry Dote will give the presentation on *surface design*. The talk will include options for laying out fields, star patterns, inlay strings, borders and edges.

Don't forget to bring a piece for *Show & Tell*! Remember, the challenge made to all members in January — bring at least one piece in for *Show & Tell* in 2018.

The Committee meeting location is the **Community Room at the Belgium Cold Springs Fire Dept. Station One, 7920 River Road, Baldwinsville** [directions p. 14]



INSIDE THIS ISSUE

Meeting Information	2-3
Professional Demonstrator—Dennis Fuge	4
Shop Time — Assembly Helper; Self-Cleaning Lathe Tool Storage; Blades for the Scroll Saw	5
Shop Safety—Hang Cords, Hoses, etc.; Safe Woodcarving Tips; Rubbery Shelf Liner Revives Pushblocks; Prevent Fogging on Safety Glasses; Safe Use of the Lathe	6
On the Road with Bob	15
Turn for Troops 2018	8
Next Craft Show	8
Regional Meetings & Symposiums	12
Classifieds	17
Meeting Directions	
Wood Carving	15
Wood Turning	14
Woodworking	14
Scrolling	14
Meeting Schedules	
Wood Carving	7
Wood Turning	16
Woodworking	16
Scrolling	17

WOODTURNERS COMMITTEE

SEPTEMBER 11TH — 6:30PM

The September Woodturning Committee meeting is on **Tuesday, September 11th at 6:30**. At the meeting, **Greg Potter**, will focus on using alternative materials when turning.

The meeting is held in the **Large Meeting Room at Camillus Middle School, 5525 Ike Dixon Rd, Camillus**. [directions p. 14]

The meetings include *Show & Tell* so bring your recently completed. Don't forget your Monthly Challenge of duplicating based on Robert Love and Ed Siegel's August demonstration. Don't forget to bring and mark your original!



SCROLLING COMMITTEE

SEPTEMBER 19TH — 6:30PM

The next meeting of the Scrolling Committee is **Wednesday, September 19th**. The topic for this meeting will be double bevel marquetry and our demonstrator will be **John O'Brien**. Don't forget your projects from the summer for our *Show & Tell* discussion.

The Committee meeting location is the **Community Room at the Belgium Cold Springs Fire Dept. Station One, 7920 River Road, Baldwinsville** [directions p. 14]



WOOD CARVERS COMMITTEE

SEPTEMBER 20TH

OPEN CARVING—5:30PM / CARVE-A-LONG—6:30PM

Come join us for a whimsical evening with Fay Kimball as we begin to create fairy house nite lights out of midwestern cottonwood bark. This is a 2 month project to allow attendees to complete the project with assistance. Mentors will be available to help with design suggestions, getting the fit on the night light right, and show you areas you may want to consider wood burning to accent.

You MUST RSVP to carvewoodcny@gmail.com to reserve a \$8 kit that includes a cottonwood bark cut out and an led light sensor night light.

You can also carve your own project or work on a comfort bird that will eventually be provided to a cancer patient, please join us.

Gathering starts at 5:30 Carve Along starts at 6:30pm and the meeting ends at 8pm. Don't forget to bring your pieces for *Show & Tell!* The Committee's meeting location is the lLarge Room at the **Beaver Lake Nature Center, 8477 East Mud Lake, Rd, Baldwinsville.** [directions p.15]



Open Carve Gatherings

Monday Mornings – Weedsport area

Thursday Mornings – Lyncourt area of Syracuse

Directions available at Wood Carving Committee meetings

WOODTURNING COMMITTEE

SATURDAY WORKSHOP — SEPTEMBER 22ND — 9AM—12PM

COST: \$5

The Woodturning Saturday Workshop is one week later due to our National Turner event (see page 4) on **Saturday, September 20th**. **Greg Potter** will be at the Eight Acres Event Center to work with attendees. Bring a non-wood turning blank/project of your choice (it does not have to be for a pen). If you don't have a blank or project in mind there will be some *Turn-for-*



Troops pen kits available with blanks at the workshop. Bring your normal turning tools. Sanding and finishing materials will be available. Directions to Eight Acres, a private home where the Corporation houses its lathes, are available at meetings or by request.

DUPLICATING 3 WAYS

On August 14th at the Woodturning Committee meeting, **Robert Love and Ed Siegel** talked about and demonstrated how to duplicate a turning. Robert used a short Powerpoint to talk about traditional duplicating but then moved to the lathe to demonstrate the split wood method and the shadow method. Ed then demonstrated the therming method. The handout is on the

website [here](#).

The Monthly Challenge for the September meeting is to create a duplicate but you MUST show the original and duplicate in the Challenge which each clearly marked. There is no restriction on what you are turning.

We are not providing detailed descriptions of monthly demonstrations. We provide photos in the newsletter and handouts on the website.

We welcome demo write-ups for the website.

Interested in helping to write-up demos?

Talk to your Committee Chair.

PROFESSIONAL TURNER – SEPTEMBER 2018

DENNIS FUGE



The Woodturning Committee of the Woodworkers of Central New York, Inc. will host internationally known turner **Dennis Fuge** on Saturday, September 15th for an all day demonstration of turning techniques. Dennis will be presenting two of his most popular topics – *How to Say I Love You from the Lathe* and *Introduction to Decorative Platters*.

Throughout the day-long demo, attendees will learn a ton of skills that they can then apply to their own woodturning. Even if you are a not a turner, the platter demonstration will **provide some great ideas for decorating** using metals, resins and egg shells.

The *How to Say I Love You from the Lathe* demo covers many items that you can turn to show appreciation for family and friends. Dennis will use mostly local woods but will include some imported woods and cover the value of crotch grains.

The cost for the Saturday demonstration is \$30 per person. Lunch is not included in this cost. Brown-bag your lunch or bring \$10 cash for a box lunch by Thanos Import Market & Deli.

The location for the demonstration is the large classroom at the Camillus Middle School facility, 5525 Ike Dixon Road, Camillus.

Dennis will also host a Sunday workshop on September 16th at the Eight Acres Event Center during which he will work with students to turn items covered in the *How to Say I Love You from the Lathe* demonstration .

There are 10 club lathes but if attendees bring their own lathes, the workshop can be extended to 15. The cost for the Sunday workshop is \$60 per person. Again, lunch is on your own.

Attendees at the workshop will focus on turning heart shapes but the group will decide which projects to turn. Students will need to bring their own wood for the workshop.

Suggested Wood:
3.25" x 3.25" x 4.5"
dry wood for the jewelry heart

4" x 4" x 10" long
wet or dry wood for the jewelry tree

1.5" x 8" x 8" dry
wood for ring of hearts



RESERVE YOUR SPOT IN THE DENNIS FUGE EVENT TODAY!

Saturday, September 15th – Demonstration @ Camillus Middle School

Sunday, September 16th – Workshop @ Eight Acres Shop

Cost: Demonstration – \$30 Workshop – \$60

See Mark Baumes at the Next Woodturners Committee Meeting
Or Email Mark at mbaumes@verizon.net

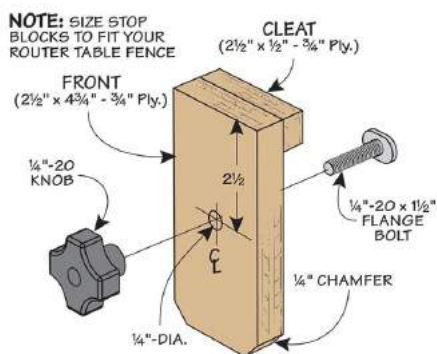

SHOP TIME

We all need suggestions and help in the shop. Here are three ideas to help even the seasoned woodworker

Assembly Helper

It's always nice to have an extra set of hands available when assembling a project. But that's not always possible. Why not consider adding an accessory system to your router table that's the next best thing. Make a set of four stop blocks that fit in the T-track of your router table fence!

A flange bolt and knob secure the blocks in place. A cleat on the back of the block keeps the edges square with the table. The blocks are great any time you need to keep a project square during assembly. Just position the blocks snug on each side of your workpieces and then tighten the knobs to secure them in place.



Got a Shop Tip or Safety idea? Send to your editor at

woodcny@gmail.com

Self-Cleaning Lathe Tool Storage

You are working on a project with a few lathe tools and don't want to store them on your lathe bed for safety reasons. You want them readily available. Why not install one of those plastic-coated closet shelves underneath the bed of the lathe? Shavings will fall right through and onto the floor!



Blades for the Scroll Saw

The most often asked question regarding the scroll saw is what blade to buy. First, does your saw only use pin-end blades? If so, that limits your selection. [Never buy a saw that only takes pin-end blades!!]

If you are cutting on an irregular basis, the old standard is blades by Olson. Olson has a great chart [here](#) to help you decide what size. Locally, some Ace Hardware stores carry Olson blades. Online there are several places to purchase.

Other blades of excellent quality are of the brands. Again, you can find these online from various supplier.

- ⇒ Flying Dutchman
- ⇒ Pegas
- ⇒ PS Wood Super Sharps

You Must Think About Safety Each Time You Set Foot into the Shop!

SHOP SAFETY

Hang Cords, Hoses, etc.

Do you have hoses or cords that need to go across walkways and you'd love to hang them? [Rockler](#) has a ceiling track system that could help. The idea is a great one! Check it out. Knowing our club members, your editor believes each of you can create something similar with parts from the local hardware/big box store! If you implement it, send a photo!

Safe Woodcarving Tips

Wood carving involves working with sharp knives and chisels. How can you make sure to not hurt yourself? By following these tips. More next month!

- ⇒ Hold your work securely to a stable bench or surface so that it can never move unpredictably.
- ⇒ The Rule Is: Only the cutting edge moves; the workpiece remains fixed!
- ⇒ Re-position the work to avoid carving dangerously.
- ⇒ Check clamps and fixings regularly.
- ⇒ Lay carving tools you aren't using flat down, in a row, at the back of the bench and away from where your hands are working.

Rubbery Shelf Liner Revives Pushblocks!

Do you have some of those rubber push blocks for your joiner or other tools? Has the rubber worn off? Don't throw them out, revive them! Clean the blocks and use spray adhesive to re-cover their bases with rubberized shelf liner!



Prevent Fogging on Safety Glasses

As a safety conscious woodworker, you wear safety glasses, goggles, and even a face mask. But, the lenses fog up

so much that it is a distraction, especially wearing a dust mask. How can you avoid that?

They do make eyewear with an anti-fog lens coating. Or you could switch to eyewear that has greater venting, or goggles that move the lenses farther from your face, allowing for better air circulation. Using a fan to keep the air moving around you can also help.

If those ideas don't work, try applying an anti-fog treatment like Fog Killer (there are others). You could try a home remedy like applying soap or shaving cream and then buffing the lenses clear with a soft cloth. Also, windshield rain repellents work similarly.



Safe Use of the Lathe

While turning wood, you are unavoidably in close proximity to a rotating machine attached to a piece of wood. This poses a number of hazards but these can be minimized with a common sense approach.

- ⇒ Make sure the wood is securely held for the task in hand.
- ⇒ Never leave a chuck key in the chuck. If the lathe starts up it becomes a missile!
- ⇒ If your lathe has forward and reverse, make sure the chuck, faceplate etc. is secured with a locking screw to prevent it from unscrewing if you use the lathe in reverse for sanding.
- ⇒ Check your speed - When you mount a fresh piece of wood on the lathe, make sure the lathe speed is set to be slow enough so the lathe won't vibrate dangerously.
- ⇒ Position the toolrest close enough to the workpiece to provide adequate support.
- ⇒ Before you turn on, rotate the workpiece by hand to ensure it does not catch on the toolrest.

NOTES FROM THE WOODTURNING COMMITTEE CHAIR

As I write this article, we are a couple days into the 2018 edition of the Great New York State Fair. This is the first year with all of the committees joining together under one organization and in one space. It seems to be going very well. We have a wonderful variety of items that we are raffling off. We have Shaker Boxes, a carved walking stick, jewelry, pens, and even a couple of bowls thrown in. In the couple of days that I worked, I have answered many, many questions on how we make the items that are on display. I would like to say Thank You to both the State Fair Committee (Chaired by Mel Taber) as well as all of the turners, carvers, scrollers, and general woodworkers that helped out. I would also like to send a SPECIAL thanks to Barb & Charlie LaPrease for all that they do – between making sure we all have water to fixing a broken treadle lathe, our display would not be what it is without the 2 of them. One last special Thank You goes out to Jim Kent for being there most every morning to help get the display opened up so we are ready for the Fairgoers. If you didn't get a chance to volunteer this year, perhaps you can give us a hand next year.

I also want to send out another plea for assistance. In order for these committees to succeed, we need some people to help direct them. The Board of Directors handle Corporation matters not individual Committee matters.

Each committee chair—Charlie, Gary, Barb and me— could really use a couple more people to step up and join their Committee Advisory Teams. Remember, the Advisory Teams work to plan programs, events, and other activities that will happen each year. They help formulate the Committee budget request. They help with operations at the Committee meetings. Please step up to help.

On a corporate level, we need people to step up for both the nominating committee as well as the charity committee. None of these committees require a ton of time so PLEASE consider stepping up to help.

In closing, it's time to remind everyone that as we prepare for the cooler fall and winter heating season make sure you have working smoke AND CO detectors. Stay sharp and keep turning safely.

Doug North



What Do Advisory Teams Do?

- ◆ Lead Committee Meetings
- ◆ Receive Memberships at Meetings
- ◆ Handle Meeting Programs
- ◆ Rental of Videos/DVDs & Books
- ◆ Sales of Disposables & Raffle Tickets
- ◆ Refreshments

WOOD CARVERS CARVE-A-LONGS – 2018

Date	Topic
May 17 th	Snowman in the Round with Arlie Howell
June 21 th	Knife Cuts with Sam Lupo
July 19 th	Woodburning with Sheila Kimball
August 16 th	Tilted Barn Owl with Frank Huckabone
September 20 th	Bark Carving a Fairy House with Fay Kimball [Part 1]
October 18 th	Bark Carving a Fairy House with Fay Kimball [Part 2]
November 15 th	Happy Tree Ornament with Terry Vermilyea

Read
Directions
When
Assembling
Get it Right!

TURN FOR TROOPS—2018

The Turn for Troops National *Turn-a-Thon* sponsored by Woodcraft is in its 15th year. Thru this event, volunteers turn pens which are then sent to military personnel serving overseas and those in rehabilitation centers. Most of the pens are produced at Woodcraft stores, but absent a local store, Woodcraft supplies pen kits, bushings, and wood blanks to participating AAW Clubs. Our participation for the past four years:

YEAR	#	PENS TURNED
2014	23	170
2015	14	150
2016	19	160
2017	23	260

This year *Woodcraft* provided a revolver style pen kit (Item #160152—pictured below), along with the bushings and wood blanks. We received 240 pen kits and 30 bushing kits.

All kits are distributed—Thank You!

Completed pens must be returned to Larry Prunotto or Ted Kleege by the **November 13th** Woodturners meeting. Larry has spare tubes @ \$1 each and 10mm drill bits @\$7.50. Call him if you need!

Let’s make this year successful again! This is a project that supports the very deserving members of our armed forces abroad who are making sacrifices and endure unpleasant and dangerous conditions to protect our nation, our freedom, and the world.



What Do We
Need?

We need new items like yo-yo’s, clocks, letter openers, key chains, seam rippers, ring holders, ice cream scoops, unique ornaments, nativity scenes/sets, etc.

NEXT CRAFT SHOW—NOV 3 & 4!

Our next craft show to earn money for Central New York children’s charities like the Ronald McDonald House, the Golisano Children’s Hospital, the Upstate Cancer Center Children’s Area, or the Make-a-Wish CNY will be the Manlius Historical Society event on November 3 & 4.

We will need help setting up, selling, and packing but until then, let’s work to bulk up the boxes with new product!

What Can You Do? Create items and donate them for sale.

What Don’t We Need? We have plenty of vases & bottle stoppers as well as ball ornaments

What Do We Need? All sorts of:

- ◆ Scrolled ornaments
- ◆ Carved ornaments
- ◆ Nativity sets and scenes
- ◆ Yo-yo’s
- ◆ Clocks
- ◆ Letter openers
- ◆ Key chains
- ◆ Seam rippers
- ◆ Ring holders,
- ◆ Ice cream scoops
- ◆ Unique ornaments,

If you have ideas for other items, talk

VENDOR DISCOUNT PROGRAMS

Several different vendors offer discounts for members of local woodturning/woodworking clubs and some if you are a member of the American Association of Woodturners (AAW). Currently, we know of the following discounts:

Carter & Son Toolworks—10% discount on their variety of premium quality interchangeable woodturning tools. Use code club10 at checkout. Orders can be placed by phone at (206) 878-7672 or from their internet page at www.carterandsonstoolworks.com. When ordering by phone, mention the 10% Club Discount.

Hartville Tools—A discount of 15% for members unless the items is on sale or is on clearance and the prices is better. Orders can be placed by phone at (800) 345-2396 or from their internet page at www.hartvilletool.com. When ordering by phone, identify yourself as a Club Discount Program Member. When checking out via the internet, type Club Discount Program Member in the Checkout Notes.

Klingspor—A discount of 10% off all non-powered merchandise in the catalog. Call (800) 228-0000 and identify yourself as a member. Check their website www.woodworkingshop.com for product info.

Rockler—Buffalo Store—A discount of 10% for members unless the item is on sale, a power tool, Leigh jig, CNC, Festool, or gift card. Must show name badge.

Starbond—Offers a 15% discount off \$150 orders for AAW club orders. If someone is willing to coordinate an order, please let Larry know. He has the price list.

Do you know of a company that offers discounts to woodworking club members? Please notify Larry Prunotto, our Vendor Relations chair. Check back regularly for new deals!

NEWS YOU CAN USE

Thermal Finger Covers

Are you doing some wood burning and find your fingers getting hot? There's a new product available from Treeline - Thermal Finger Covers. A 3 pack of the covers costs just \$4.99! The covers are made of heat resistant silicone and designed to be resistant to 400 degrees. They fit almost any size finger and easy to put on. They come in various colors. Treeline is at www.treelineusa.com or 800-598-2743

Local Source for All Sorts of Filters

Jerry Holbrook found a great local source for filters of all different sizes. He needed a 24" x 24" x 4" 30/30 filter for the Oneida Air dust collector. He found them at a firm called EDCO. Well, Robert Love reports that they are now called Camfil USA (www.camfil.us) and they have moved to 6600 Deere Road, Syracuse. The phone number is (315) 468-3849. Robert reports the prices are still great!

Mike Shuron, a former member who relocated to Kentucky, says that he is

buying the filters for his Jet and Delta air cleaners on the internet via FilterBuy (<https://filterbuy.com>). He states that first time users receive \$10 off and the prices are better than Rockler or Woodcraft.

Finding Screws

Sometimes finding the right screws locally is tough. Check out the McFeely's website. Locally, try Hiawatha Fasteners at 6312 East Taft Rd, North Syracuse, NY. Their phone # is 315-458-8982. They are open M-F 7:30am-5pm.

Epoxy

West System Epoxy—Members talk about this product many times. Check out their publication Epoxyworks on their website. You can even review older issues! Lots of great ideas!

Woodturners

Don't forget

about the

Monthly

Challenge

This month

it's a

duplicate

(plus the

original!)


CORPORATION ASSETS

The Corporation owns a variety of assets like lathes, turning tools, DVDs, books, etc. We also acquire a variety of

materials (wood, sandpaper, etc.) at a reduced cost that can be purchased by members.



WITH ANCHORSEAL



WITHOUT ANCHORSEAL

New Book in Library

Multi-Axis Spindle Turning: A Systematic Exploration

By Barbara Dill

See Michelle to Borrow.

Corporation Video Rentals

The Woodturners Committee maintains a library of various videos in DVD format for rental by members. The cost is \$3 per month. If you miss a month to return a video, you must pay \$3 additional for each month over the initial month. We urge you to try to return on time as many others have interest in the videos as well. If you have suggestions of videos to be added to the collection, please let **Michelle Love** know. Donations are always welcome and if you know of DVDs that should be added to the collection, please give Phyllis the information—name, instructor, where to purchase, cost, etc.

Corporation Book Loan Program

The Woodturners Committee has a mini-library with these titles:

- ◆ *Hogbin on Woodturning* by Stephen Hogbin
- ◆ *Woodburning with Style* by Simon Easton
- ◆ *Learn to Turn* by Barry Gross
- ◆ *O'Donnell's Woodturning Techniques* by Michael O'Donnell
- ◆ *Pen Turner's Workbook* by Barry Gross
- ◆ *Woodturning Chessmen* by Mike Darlow
- ◆ *Woodturning Methods* by Mike Darlow
- ◆ *Woodworker's Guide to Turning* (Back to Basics)

Do you have books you want to donate? Bring them to Michelle at any meeting.

Corporation Sandpaper Sales

The Woodturners Committee purchases Carborundum sandpaper in bulk for resale to members at meetings. Ten grits of sheet sandpaper are available at **\$1** per sheet – 80, 100, 120, 180, 240, 320, 400, 600, 800, and 1000. Sanding pads of 5 different grits –

medium (120-180), fine (320-400), superfine (500-600), ultrafine (800-1000), & microfine (1200-1500) are also available at **\$2** per pad.

NOW AVAILABLE: 2 and 3 inch Sanding Discs! We now have disc sandpaper and mandrels from Woodturner's Wonders'. For \$5 you can purchase a package of 5 pads in each of 8 grits (60, 80, 120, 180, 240, 320, 400, & 600) in either 2" or 3" discs!

Anchor Seal Available

Anchor seal is used to seal the end grain of green wood to encourage slower drying and thus less cracking. The club purchased another 55 gallon drum of anchor seal and is dividing it into gallons and sold at meetings. The jugs are sold for \$10 each during some meetings but are always available at workshops or by appointment at the Eight Acres Event Center. If you plan on buying at a meeting, please let Charlie know so he can bring.

Corporation Tool Loan Program

The Corporation owns 10 lathes, 5 sets of basic tools, 2 face masks, 2 chuck sets, 5 pen mandrels, and several other miscellaneous tools. Members may borrow equipment if they have a need. Tool loans must be limited to a **maximum of 2 months** and tools must be returned where loaned from, not handed off at meetings. The Board recognizes that tools are often loaned because beginners need to figure out what to purchase and we encourage you to borrow the club tools as a way to determine what you like.

SHARPENING SERVICES

One of the most asked questions is *where can I get table saw blades and other tools sharpened.*

Ken of All Around Sharpening Services is located in Jordan but you can drop off your items for sharpening at the Baldwinsville Supply which is at 82 East Genesee St (aka Rt 31, just east of the railroad tracks). Ken's cell phone is (315) 689-3184.

Email is sharpeningguy@twcny.rr.com.

Paul E. Hart runs a service at 7902 Kirkville Rd, Kirkville, NY 13082. The phone number is (315) 656-2899.

Gordon Scholfield is still doing sharpening out of the Tweeter Feeders store which is located on the east side of Route 57 just a half mile north of Route 31.

AMERICAN ASSOCIATION OF WOODTURNERS

WHY SHOULD I JOIN?

You enjoy woodturning and want more. Your club, Woodturning Committee of the Woodworkers of Central New York is chapter of the American Association of Woodturners—AAW. What does that mean for you as a member of our club?

The club officers have access to a variety of resources from the AAW to help manage the club, including a negotiated reduced price for our corporation's liability insurance.

Those resources listed below are restricted unless you are a member of AAW. For \$60 a year (\$50 if you don't want a physical journal), you can join the AAW in addition to your membership with the Central New York Woodturners.

FIRST TIME AAW MEMBER 3 MONTH INTRODUCTORY MEMBERSHIP RATE—\$20

What do you get for that amount? You get full membership for 3 months. You get ONE COPY of the *American Woodturner* journal. And, as an AAW member, you get FULL access to all 30 years of the journal for 3 months. You can use AAW's new tool EXPLORE to search the vast database of great information housed within the past issues of *American Woodturner*. When was the last time you tried to get the same information at a library?

So is that it? NO!

- ◆ Access to *Woodturning FUNDamentals!* !
- ◆ Several mini-woodturning foundation books
- ◆ Several mentoring resources
- ◆ Access to AAW Video Source—a searchable database of pre-screened videos
- ◆ Access to the AAW Forum—a way to interact with your fellow woodturners worldwide
- ◆ Access to AAW Explore—the search tool that gives you access to a wide world of woodturning information!

What happens at the end of 3 months? If you have not cancelled, you are automatically renewed for the rest of the year (9 months) for just \$40.

Join Today!

AAW VIDEO SOURCE

Find online videos easily!

OFFERS...

- Searchable list of public woodturning videos evaluated for content, quality, and good safety practices.
- Custom sorting of search results with direct links to the videos.
- Ability to recommend videos to help grow the database.



JUST THREE CLICKS...

- 1 Select a category.
- 2 Refine the category.
- 3 Produce a list of video links meeting your search criteria.



VISIT TODAY

woodturner.org
aawvideosource.org

woodturner.org | 651-484-9094 | toll free U.S. 877-595-9094



NEVER BEEN AN AAW MEMBER?

THREE-MONTH INTRODUCTORY AAW MEMBERSHIP

JUST \$20

- Each introductory, three-month AAW membership includes the benefits of AAW membership for three full months, including: one printed copy of the *American Woodturner* journal, and access for three-months to Woodturning FUNDamentals, AAW EXPLORE! Discover Woodturning, AAW Connects, AAW Forum, tips library, safety resources, learning and mentoring materials, grant opportunities, specialty programming, services, and more.
- Available to new members one time only. When the introductory three-month membership period ends, individuals who have not cancelled are automatically renewed for an additional nine-month period for just \$40.





SIGN UP

<http://tiny.cc/1TM2040>

Visit us at woodturner.org





REGIONAL MEETINGS & SYMPOSIUMS

Finger Lakes Woodturners

Finger Lakes Woodturners (FLWT) generally hold their meetings on the third Thursday of each month. Their August speaker is Jim Echter and he will demonstrate making boxes. Check out their website. They meet at the Isaac Heating & Air Conditioning Training Center, 50 Hollender Parkway in Rochester. www.fingerlakeswoodturners.com

Regional Turning Symposiums

Sept 28-30—Mid Atlantic Woodturning Symposium in Lancaster, PA. Speakers are John Jordan, Michael Kehs, Malcom Tibbetts, Beth Ireland, Art Liestman, and Mark St. Leger. Early registration is \$185 which includes two lunches. Worth it!

The Lancaster Marriott at Penn Square is now taking reservations. The rate is \$145 per night for the length of the Symposium. There are lots of restaurants around the hotel.

The website is: <http://www.mawts.com>

Annual AAW Symposium

The 32nd annual AAW Symposium is over. The 2019 Symposium, AAW's 33rd, will be in Raleigh, NC from July 11-14, 2019. Plan now to attend!

Want to be considered for a demonstrator role? Use the online form [here](#) that has a deadline of August 1, 2018. You will be notified by August 31st as to the status of your application.

15th Annual Fall Carve In

Fri, Sept 21 to Sun, Sept 23—Upper Pocono Mountains, Honesdale, Pa at Cherry Ridge Campsites & Lodging

Sponsored by Cherry Ridge Carvers & Cherry Ridge Campsites—570-488-6654 www.cherryridgecampsites.com.

More Info: Bob Muller, rmuller@nap.net or 570-448-9017.

Website: www.cherryridgecarvers.org

An opportunity to learn the art & craft of

wood carving. No handouts; no set schedule; no pre-registration

Starts about 1pm on Friday and ends by 4pm on Sunday. Must sign waiver.

The Lake Placid Woodcarving Experience

2 sessions Sept 10-14 & Sept 17-22
Hotel North Woods, Lake Placid, NY

Check it out at www.lake-placid-woodcarving.webs.com

Northeastern Woodworkers Association (NWA) Annual Showcase & Totally Turning

March 30-31—Saratoga Springs City Center, Saratoga Springs, NY

Club run vendor show, classes, and largest display of completed woodworking projects in the Northeast.

Details www.nwawoodworkingshow.org

WOODWORKING TRAINING

Appalachian Center for Craft
Smithville, Tennessee
<https://www.tntech.edu/craftcenter/>

Arrowmont School of Arts and Crafts
Gatlinburg, Tennessee.
<https://www.arrowmont.org>

John C. Campbell Folk School
Brasstown, North Carolina
<https://folkschool.org/>

Pocosin Arts School of Fine Craft
Columbia, North Carolina
<https://pocosinarts.org>

Snow Farm / The NE Craft Program
Williamsburg, MA
<https://www.snowfarm.org>

WOODWORKERS OF CENTRAL NEW YORK, INC. MEMBERSHIP INFORMATION

Woodworkers of Central New York, Inc. Leadership

Chad Dawson, President
(315) 480-4319

Larry Prunotto, Vice President
(315) 652-3605

Barbara Raymond-LaPrease,
Secretary (315) 638-1217
Mark Baumes, Treasurer
(315) 730-9027

Committees of Corporation Chairs

Doug North, Woodturners
(315) 753-1121

Gary Morison, Wood Carvers
(315) 327-9157

Charlie LaPrease, Woodworkers
(315) 720-7151

Barbara Raymond-LaPrease,
Scrollers (315) 345-5381

At-Large Board Members

Bob Casey (315) 263-9228

Rod Castle (315) 638-2659

Terry Dote (315) 723-9394

Bob Ireland (315) 402-2813

Mic Jenkins (315) 635-7661

Jim Kent (315) 458-8351

Bruce Meissner (315) 699-3671

Mike Malecki (315) 569-0099

John Mielcarski (315) 476-6571

Bud Millis (315) 498-0989

Dave Peckham (315) 682-2774

Ed Siegel (845) 554-2473

Bruce Swift (315) 622-2685

Mel Taber (315) 487-7855

Paul Tennant (315) 676-3469

Board Committees

Financial Oversight

John Mielcarski (chair)

Charitable Giving

Open

Nominating

Open

Web & Social Media

Robert Love (chair)

New York State Fair

Mel Taber (chair)

Newsletter Editor

Barbara Raymond-LaPrease

Membership in the Woodworkers of Central New York, Inc. is open to anyone interested in any form of woodworking. Membership covers all Committees of the Corporation—Woodturning, Wood Carvers, Woodworking, Scrolling. No additional fee is needed to participate in these Committees unless there is a workshop fee.



There are several types of members:

- ◆ Individual Membership: \$25
- ◆ Family Membership: \$35
- ◆ Junior Membership (Ages 8-17): Free
- ◆ One Day Membership: \$5

Membership applications are available on the website www.woodcny.org.

The corporation leadership, with contact information, is listed right as a reference. Feel free to contact any club leader to ask questions, suggest programs, or deal with issues.

You really need to have an active email address if you are a member as the leadership sends many member communications via email as well as this newsletter. To read the newsletter you need to have a PDF reader product such as [Adobe Acrobat Reader](#) installed on your computer. Adobe Reader is free. Due to its size, we prefer not to send newsletters by mail. However, a limited number of hard copy newsletters are sent to members without email.

The Woodworkers of CNY was formed in September 2017 in an effort to amalgamate the woodworking groups in Central New York into one consolidated entity. Four Committees of the Corporation focus member's attention on different woodworking genres. Other Committees may be formed if there is enough interest.

Former organizations that are merged into Woodworkers of CNY are the Central New York Woodturners, the Onondaga Woodcarvers, and the Sawdust & Woodchips Woodworking Association.

The Woodworkers of CNY was reaccepted as a chapter of the American Association

of Woodturners (AAW) in May 2018. We encourage you to join AAW as it is an excellent organization with great resources as a member. Membership in AAW costs either \$50 for an online only or \$60 for a paper-based membership. Each membership includes the 6 issues of the journal, American Woodturner, with the online membership receiving it only online. You also have access to a large collection of online resources such as the publication AAW Fundamentals which is published on the off months from the

AAW | AMERICAN ASSOCIATION
OF WOODTURNERS

journal.

AAW is an international organization of over 14,000 members of varying woodturning skills. In addition to receiving current issues of the journal, American Woodturner, membership also provides online access to all past issues of the Journal from 1986 forward. Access to a Resource Directory is also available only to members. Members of AAW also receive savings of up to 50% on AAW merchandise, including project books, DVDs, logo apparel, and more. Members can apply for an educational opportunity grant whereby an individual can receive compensation toward woodturning education for expenses such as tuition, registration, travel, lodging, meals, etc. They can also apply for professional outreach program fellowship grants to encourage creative growth or research, or to provide inspiration for new directions in turned wood art. The AAW Forum is also available to members as are other restricted articles and resources on the AAW website. Members receive a discount on registration for the annual Symposium which is in Raleigh, North

**Woodworkers of Central
New York, Inc.**
Post Office Box 661
Syracuse, NY 13214

Thanks to
all who
demo'd at
the NYS
Fair!

Everyone
loves our
booth and
demos!

DIRECTIONS TO MEETINGS

WOODWORKING COMMITTEE & SCROLLING COMMITTEE

Both the Woodworking Committee and the Scrolling Committee hold their meetings in the **Community Room at the Belgium Cold Springs Fire Department Station One, 7920 River Road, Baldwinsville, NY.**

The fire station is located at the intersection of three roads—River Road, Hicks Road, and Patchett Rd. If you take Rt 370 north from John Glenn Blvd, River Rd is the first right after going across the bridge. The firehouse is 2 miles from that turn. You can also go to the traffic light on Rt 370 which is Hicks Rd, and make a turn onto Hicks (head up the hill). If you are coming from Rt. 31, take a left onto River Rd (on the west side of Belgium Bridge), and head south about 2 miles past the new YMCA.

Please be aware that when attending meetings or events at the firehouse, you CANNOT park on the grass or in front of the firehouse bay doors. If there is an alarm, the firefighters will drive right over your vehicle if it is in the way. There is plenty of street parking. The entrance is on the north side of the building.

WOODTURNERS COMMITTEE

The Woodturners Committee holds its meetings at the **Camillus Middle School which is located at 5525 Ike Dixon Road, Camillus.**

From the Fairgrounds:

Ike Dixon Road can be reached by taking Route 695 from the Fairgrounds area and heading West at the "Y" onto Route 5 West. Route 5 will be multiple lanes. Continue to the end where it reduces to one lane, just west of Camillus. At the first traffic light, make a right onto Ike Dixon Road.

The school is about a quarter mile up Ike Dixon Road on the left. Park in the big lot and enter the school at the door shown in the photo below left. When you enter, go to the right of the stairs shown in the photo right and enter the room. Rest rooms are on either side of the stairs.

Obviously, members and visitors come from many different directions. Please use your GPS or mapping program to find the best way for you to come.

The Woodturners Committee **WORKSHOPS** are held at the **Eight Acres Event Center**, which is a private home near the North Area YMCA, east of Baldwinsville, NY. Directions are available at all meetings or by request using the Corporation's email address:

woodcny@gmail.com

DIRECTIONS TO MEETINGS

WOOD CARVERS COMMITTEE

The Wood Carvers Committee has returned to holding its meetings at the [Beaver Lake Nature Center, 8477 East Mud Lake Road, Baldwinsville, NY.](#)

The Nature Center is located west of the Village Baldwinsville and west of Route 690 North. Mud Lake Road is about 1 3/4 miles west from the 690 exit ramp. There is an animal hospital just past Mud Lake Road across the street. The entrance to the park is about 1/3 of a mile from your turn onto Mud Lake Road. The entrance itself is on the left. Follow the roadway in and park in either of the lots. Walk to the main building, turn right, and then right again into the large room.

NOTE: When leaving, you are there for a meeting and parking is FREE. When you approach the gate, press the call button and when the operator comes on, tell them you were there for the carving meeting, and they will open the gate.

The Committee also holds **Open Carve Gatherings** twice a week at the homes of two members. One session is held on Monday mornings in the Weedsport area. Another is held on Thursday mornings in the Lyncourt area of Syracuse. Directions to these sessions are available at meetings.

ON THE ROAD WITH BOB

I know I said you probably will not hear from me until after the fair. When you are read this we are probably at the fair. On Saturday August 4th the Woodworkers of Central New York had their annual picnic at the Belgium Cold Springs fire department. I remember it like it was yesterday. OH IT WAS !!! I figured I better right it today Sunday August 5th because I will be busy up until the fair starts, prepping materials needed for Shaker box making for 13 days at the fair. I arrived about noon and while Charlie and Jim Kent set up tables, I helped add the chairs. After all was set up I brought in my dish to pass—baked beans. They continue to empty my crock pot every year, so I guess they are good.

After scouting out where I was going to sit I placed my plate etc. and went and see what I could help do. After all was done and people began to arrive I just sat down, the table I was at was quite rowdy, but that's OK because we had fun.

Barb's annual crossword puzzle went well we had good answers at our table. I think we did not know 1 or 2 questions.

I almost forgot the food and to thank the many people who brought a *Dish to Pass*. Everything looked great and tasted good as well. This year our main meat course was pulled pork. Thanks to Barb and Charlie, it was great. There is some leftover in my freezer that will probably be my lunch 1 or 2 days at the fair.

So many people had a lot of fun, ate well, and went home stuffed. I guess I should thank the ones who also helped set up, cleaned up afterwards, and brought food. Oh, wait, that was everyone in attendance which was great to see!

Hope to see you at the picnic next year. It is generally the first Saturday in August but Barb always tells us if it needs to change. Mark your Calendar so you don't forget!

Your Roving Reporter, **Bob Casey**

WOODWORKERS OF CENTRAL NEW YORK WOODTURNERS COMMITTEE MEETINGS

Date	Topic	Demonstrator	Workshop Date/Location
Tue, January 9 th	Working with Burls	Chad Dawson & Mel Taber	January 13 th / Eight Acres
Tue, February 13 th	Embellishment	Bob Ireland	February 17 th / Eight Acres
Tue, March 13 rd	Ripple Finned Hollow Form	Ed Siegel	March 17 th / Eight Acres
Tue, April 10 th	Bugs	Mike Malecki	April 14 th / Eight Acres
Tue, May 8 th	Off-Set Spindles	Jeffery Cheramie	May 19 th / Eight Acres
Tue, June 12 th	Scoops	Dick Hoblitzell	June 16 th / Eight Acres
Tue, July 10 th	Eggs to Kaleidoscopes	Rod Castle	July 14 th / Eight Acres
Tue, August 14 th	Duplicating Three Ways	Robert Love	August 18 th / Eight Acres
Tue, Sept 11 th	Beyond the Wooden Pen	Greg Potter	September 22 nd / Eight Acres
Sat, Sept 15 th	National Demonstrator	Dennis Fuge	September 16 th / Eight Acres
Tue, Oct 9 th	Bottle Stoppers	Ward Vuillemot	October 13 th / Eight Acres
Tue, Nov 13 th	Cross Drilled Ornaments	Mike Gridley	November 17 th / Eight Acres
Wed, Dec 12 th	Holiday Gathering with Your Woodturning Friends!		None—Enjoy Your Holidays!

WOODWORKERS OF CENTRAL NEW YORK WOODWORKERS COMMITTEE MEETINGS

Date	Topic	Demonstrator/Speaker
Mon, January 8 th	The Story is as Important as the Object	Mike Danial, Historian @ Stickley
Tue, February 6 th	Framing / Cutting Glass	Roland Pearson & Tony Baleno
Tue, March 6 rd	Photographing Your Projects	John Meloling
Tue, April 3 th	Canoe Building	Federico Meira
Tue, May 1 st	Wood Auction & Swap Meet for Tools	
Wed, June 6 th	Coopering	David Salvetti
Wed, July 11 th	Fire Safety in the Shop	Charlie LaPrease
Wed, August 1 st	Bugs in Your Lumber	Chad Dawson
Wed, Sept 5 th	Surface Designs	Terry Dote
Wed, Oct 3 rd	Using Epoxy & Other Filler to Fill Those Cracks in Your Wood	Mike Malecki
Wed, Nov 14 th	Woodworker's Challenge	
Wed, Dec 5 th	Holiday Gathering!	

WOODWORKERS OF CENTRAL NEW YORK SCROLLERS COMMITTEE MEETINGS

Date	Topic
Mon, February 19 th	Cutting Slotted Projects
Mon, April 17 th	Cutting Non-Wood Material
Wed, June 20 rd	Sizing Patterns / Working with PDFs
Wed, September 19 th	Double-Bevel Marquetry w/John O'Brien
November Meeting	Still to be scheduled

Classifieds are welcome with the caveat that people notify the editor when entries are sold.

CLASSIFIEDS

FOR SALE: BURLS!!!! Located in the Locke area. Call Andrew Lampman at 315-730-9976.

FOR SALE: Delta Shopmaster Scroll Saw with stand and blades \$150. Picture available. Contact Joe Coppola, 315-637-0609 or coppolja@gmail.com

FOR SALE: Craftsman 8 inch Bench Grinder with $\frac{3}{8}$ arbor, 1 hp motor. \$70. Contact Bob Silberman @ (607) 257-0939 or rsilberman@twcny.rr.com.

FOR SALE: Used bench vises. Good quality,

commercial grade. Price \$50 to \$75 each. For more info, email Bud Millis at (315) 297-7525 or emillis@twcny.rr.com.

FOR SALE: LUMBER – Kiln & Air Dried Hardwoods (PA cherry, chestnut, maple, white oak, butternut, etc.) and some softwoods available. Also Black Walnut and English Walnut slabs available. Contact Bud Millis at emillis@twcny.rr.com or (315) 297-7525.

FOR SALE: Craftsman COPY CRAFTER. \$150. Contact Fred Brockway at (315) 521-5873.

AREA LUMBER SUPPLIERS

Memphis Hardwood Lumber

6535 Church St, Memphis (315) 689-3949
www.memphishardwoodlumber.com

Lakeshore Hardwoods

266 Manwaring Rd., Pulaski (315) 298-6407
191 West Main St, Victor (585) 869-5118
www.lakeshorehardwoods.com

Kennedy Hardwood

1939 Clark Rd., Preble (607) 749-7890
www.kennedyhardwood.com

Liverpool Lumber Company

201 North Willow St., Liverpool
(315) 457-2220
liverpool-lumber.com

Logs to Lumber

714 Church Rd, Baldwinsville (315) 678-2151

Pittsford Lumber

50 State St., Pittsford (585) 586-1877
www.pittsfordlumber.com

Tracy Lumber [B.H. Tracy & Sons]

550 East Genesee St., Fayetteville
(315) 637-3174
www.tracylumber.com

Willey Lumber Company

100 Hartwell Ave, East Syracuse
(315) 437-3344
www.willeylumber.com

Johnson Brothers Lumber

2550 Ballina Rd, Cazenovia (315) 655-8824
www.johnsonbrotherslumber.com