





Simple setscrew adjustment to prevent blades from bending

compliments of Charles R Hand

If your scroll saw blades are doing this,
then it is time to do some simple adjustments



Turning both setscrew and thumb screw,
reposition to center of clamp as shown below
(also applies to the bottom clamp)



To help prevent setscrew from moving off center,
a dab of blue loctite, paint or nail polish works very well.
Do not use red loctite as it will cause the screw to bond
in place making it very difficult to remove

