


Turning a Crossed Drilled Ornament

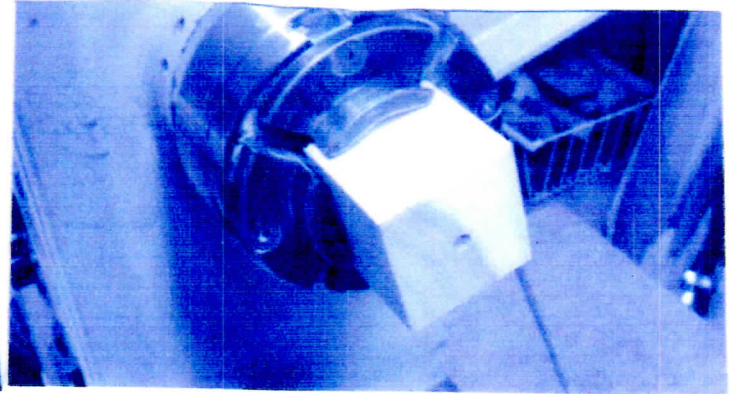

Step 1

Mount a square cube in a 4 jaw chuck.



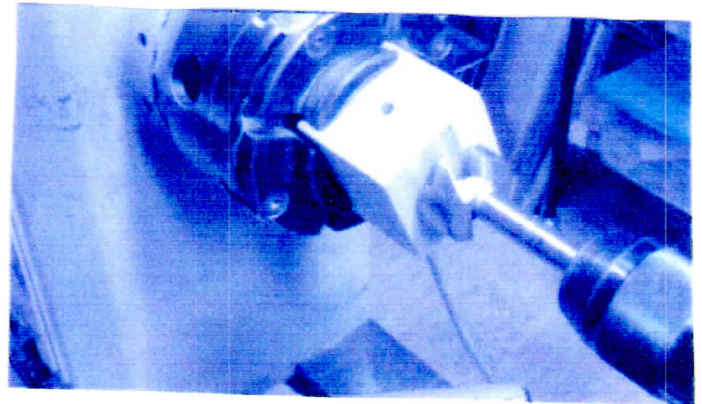

Step 2

Drill a quarter inch hole through the end grain.





Step 3


Remount the block in the 4 jaw chuck and drill a hole half way through the block with a Forstner bit leaving about 3/8 of an inch to the edge of the block.



Step 4
Repeat on the other 3 sides.



Step 5
Mount block on a pen mandrel.



Step 6
Carefully turn away edges to desired shape and sand.

